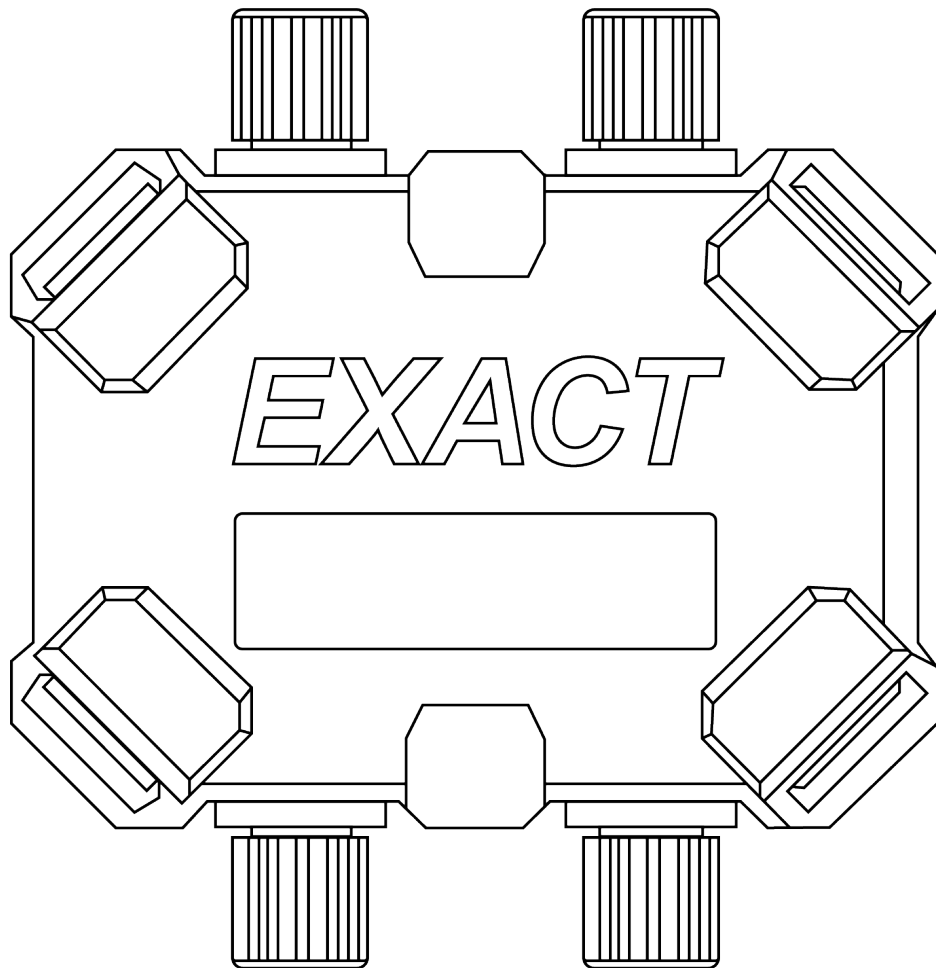


User Manual

Pro Logger



EXACT

WARNINGS




Lithium Ion battery inside. Fire hazard if mistreated.
Do not heat above 60°C, crush or puncture.

CAUTIONS


Do not allow water, concrete or debris into the probe ports.
Ensure either probe locknut or probe port cap are tightened onto all ports at all times.

Do not use Logger if any port is deformed or damaged.

Front view




Rear view



- A Probe Inputs:** Connect up to four EXACT temperature probes to one Logger.
- B Ambient Probe:** Every Logger is equipped with an internal ambient temperature probe.
Internal Memory: In addition to cloud storage, Loggers store 2,016 readings, which is 21 days at 15 minutes, or 7 days at 5 minutes.
- C Serial Number:** Assign a Logger to an element or search for it on the hardware page by its serial number.
- D Input Cap:** Keep unused inputs protected from water and dust using the caps provided or by leaving the connector end of a cut probe attached to an input.
- E** Designed for mounting and securing with zip ties.
- F Probe:** EXACT's pre-made, pre-tested and lab calibrated (to within $\pm 0.5^{\circ}\text{C}$ / $\pm 1.0^{\circ}\text{F}$) temperature probe.

Setup Requirements



Keep off the ground and above metal surfaces when possible.



Maximize signal by maintaining a line of sight with nearest Relay.

Setting up

- 1** Automatically connect to the nearest Relay. No ON/OFF switch!
- 2** Once connected, ambient readings begin transmitting to Relays every 15 minutes.
- 3** Once a probe is connected to an input, temperature readings begin transmitting to Relays every 15 minutes.
- 4** Once a probe is disconnected or cut, that input stops reading.

Online Hardware Status

- A green icon denotes a Logger with adequate signal strength.
- An orange/yellow icon denotes a Logger with low signal strength.
- A red icon denotes a Logger that is disconnected or has missed two consecutive readings.

FAQs

Q How do I recover data from a Logger that was offline?

A Place the Logger in close range of a Relay and contact EXACT.

Q Why is a Logger showing as “Disconnected”?

A It is unable to connect to the nearest Relay. Begin troubleshooting by placing the Logger in close range of a Relay and contact EXACT.

Q What do I do if my Logger has low battery (<30%)?

A Contact EXACT for replacement and/or recalibration.

Placement

- Within 600+ m / 2000+ ft, line-of-sight to a Wireless Relay.
- Placement on or near metallic structures or large obstructions will negatively impact radio transmission.
- Ideal placement of the device for wireless communication is at least 1m / 3ft off the ground with line-of-sight between Relays and Loggers.
- If using the ambient temperature measurements, place the unit in a shaded area to prevent solar loading.

Handling

- Ensure temperature probe ports are protected when handling. An impact may result in damage to the port.
- When not in use, apply probe port covers to prevent contamination, corrosion and damage.
- When connecting a temperature probe, ensure the threading fastener is firmly in place and the probe port is undamaged. Failure to do so may result in contamination (liquid, steam, debris) that may alter the accuracy of measurements.

Storage

- When not in use, ideally the Logger should still be placed within radio distance of an active Wireless Relay to ensure the device clocks remain synchronized. If this condition cannot be met, please contact your EXACT Technology representative for guidance on the resynchronization procedure.
- Remove any temperature probes from the device before placing in storage to maintain battery life.

Lifetime - Humidity Sensor

- When operated at a relative humidity at 90% for extended periods, the mean time to failure for the humidity sensor is expected to be 3 months+. Consult with your EXACT Technology representative if you intend to operate in these conditions.

Technical Specifications

User Manual
Pro Logger

# of Temperature Inputs	5 (4 external+ 1 ambient)
# of Humidity Inputs	1 (optional)
Measurement Range	-40°C to 120°C (-40°F to 250°F) 0 to 100% RH
Operating Range	-20°C to 60°C (0°F to 140°F) 0 to 100% RH
Accuracy	±0.2°C (±0.4°F) ±3% 0 to 100% RH
Resolution	0.1°C (0.2°F) 0.1% RH
Interval	Standard: 15 minutes Optional: 1/5/60 minutes
Dimensions	4.7" x 4.3" x 2.2" (120 x 110 x 55 mm)
Weight	1.1 lbs (499 g)
Internal Memory	7-day offline automatic re-capture 21-day offline manual re-capture (@15 min reporting interval)
Ingress Protection	Dust/Steam/Waterproof
Battery Type	Rechargeable - Charging kit not included. Contact EXACT Technology
Battery Life	18 months @ 15 min reporting interval

Contact **EXACT**
for support

Email: hello@exacttechnology.com
Canada/International: +1-647-812-0248
USA: +1-302-485-0810

exacttechnology.com